





**PARENT PRODUCT CODE**

**SSWOBS 01510 - - - -**

See table below for complete product codes



This document is to scale when printed to A4 with no scaling applied. Please use ruler above to check your scale. Images are provided as a guide only.



Product Page

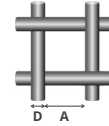


Care Page



Glossary Page

**METRIC**



**Aperture** 1.51 mm

**Wire Diameter** 0.80 mm

**Finish** Black Powder Coat

**Weave Type** Plain Weave







**Approx Kg/m<sup>2</sup>\*** 3.61 kg/m<sup>2</sup>

**Approx % Open Area\*** 43 %

\* Pre black powder coat finish

**TESTING / STANDARDS**

Mesh is Tested / Manufactured to\*

|   |  |  |
|---|--|--|
|    | <b>ASTM E2016-15</b><br>Standard Specification for Industrial Woven Wire Cloth   | Manufactured to ✓  |
|  | <b>AS 3959 -2018 Amdt 1</b><br>Construction of Buildings in Bushfire Prone Areas   | Aperture < 2mm<br>Corrosion Resistant<br>Non Combustible ✓       |
|  | <b>AS 2331 1.3.1 2001</b><br>Neutral Salt Spray Test   | 1000 Hours<br>No Corrosion ✓                                     |
|  | <b>AS 5041 2003</b><br>Knife Shear Test  | Passed ✓   |
|  | <b>FCO-3313 Rev B</b><br>CSIRO Advisory Report regarding 'Bushfire Mesh' range & criteria of AS 3959-2018 Amdt 1           | BAL 12.5 - FZ<br>If used in the prescribed construction manner ✓ |
|  | <b>AS/NZS 1530.3:1999</b><br>Simultaneous Determination of ignitability, flame propagation, heat release and smoke release |  |



Testing Page

| PRODUCT CODE               | GRADE     |  Width mm |  Length m | APPROX Kg/Sheet | SHEETS / PACK |
|----------------------------|-----------|--|---|-----------------|---------------|
| SSWOBS 01510 0750 2004 / 6 | 304 / 316 | 750 mm   | 2000 mm   | 5.4 Kg          | 25            |
| SSWOBS 01510 0750 2404 / 6 | 304 / 316 | 750 mm   | 2400 mm   | 6.5 Kg          | 25            |
| SSWOBS 01510 0900 2004 / 6 | 304 / 316 | 900 mm   | 2000 mm   | 6.5 Kg          | 25            |
| SSWOBS 01510 0900 2404 / 6 | 304 / 316 | 900 mm   | 2400 mm   | 7.8 Kg          | 25            |
| SSWOBS 01510 1200 2004 / 6 | 304 / 316 | 1200 mm  | 2000 mm   | 8.7 Kg          | 25            |
| SSWOBS 01510 1200 2404 / 6 | 304 / 316 | 1200 mm  | 2400 mm   | 10.4 Kg         | 25            |
| SSWOBS 01510 1500 2004 / 6 | 304 / 316 | 1500 mm  | 2000 mm   | 10.8 Kg         | 25            |
| SSWOBS 01510 1500 2404 / 6 | 304 / 316 | 1500 mm  | 2400 mm   | 13 Kg           | 25            |